

MeiStream

Bulkmeter
for cold potable water
DN 40...150 PN 40



Special features

- Pattern approved removable measuring insert
- Unique measuring range
- High overload capability
- Unlimited fitting position
- Meter body in short (WP) and long (WS) overall length acc. to DIN 19625 and EN 14154 available
- Used materials are temperature resistant up to 70 °C
- Register prepared for HRI pick-up
- Use of optical pulsers type OD is still possible

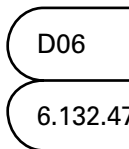
Application

- Measurement for billing of cold potable water acc. to regulation 75/33/EEC
- Measurement of high flowrates e.g. in pumped pipes
- Measurement of low flow e. g. in light load periods
- For leakage control

Options

- Version for use in hazardous area
- HRI-Mei factory mounted
- 1/4" Pressure monitoring port

Approval Mark



Size: DN 50 ... 150

Marking: metrological class B; 30 °C

Performance Data

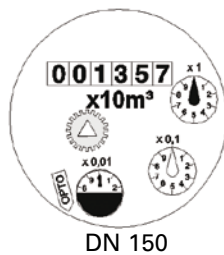
Nominal Diameter		DN	50	65	80	100	150
Q _s	Peak flow (short time)	m ³ /h	90	120	200	300	600
Q _{max}	Maximum flow (100 h)	m ³ /h	60	70	150	240	450
Q _n	Continuous flow	m ³ /h	40	50	100	120	250
Q _{th}	Transitional flow horizontal	m ³ /h	0.32	0.36	0.5	0.6	1.4
Q _{tv}	Transitional flow vertical	m ³ /h	0.4	0.65	0.65	1.1	2.6
Q _{min h}	Minimum flow horizontal	m ³ /h	0.2 (0.15)*	0.24 (0.2)*	0.3 (0.2)*	0.3	0.8
Q _{min v}	Minimum flow vertical	m ³ /h	0.28	0.4	0.5	0.5	1.6
	Starting flow (average value)	m ³ /h	0.05	0.07	0.10	0.11	0.3
Δp	Head loss at Q _{max} acc. to 75/33/EEC	bar	0.08	0.21	0.09	0.2	0.14

*) max. achievable values

Performance Data acc. to 75/33/EEC class B

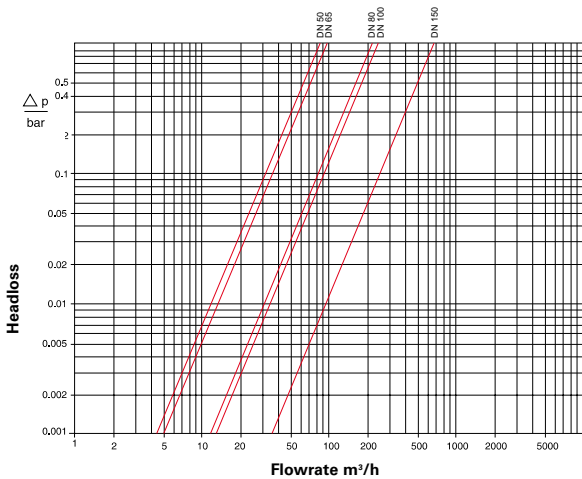
Nominal Diameter		DN	50	65	80	100	150
Size (acc. to EEC)		Q _n	15	25	40	60	150
Q _{max}	Maximum flow (short time)	m ³ /h	30	50	80	120	300
Q _n	Continuous flow	m ³ /h	15	25	40	60	150
Q _t	Transitional flow	m ³ /h	3.0	5.0	8.0	12.0	30.0
Q _{min}	Minimum flow	m ³ /h	0.45	0.75	1.20	1.80	4.5

Dial

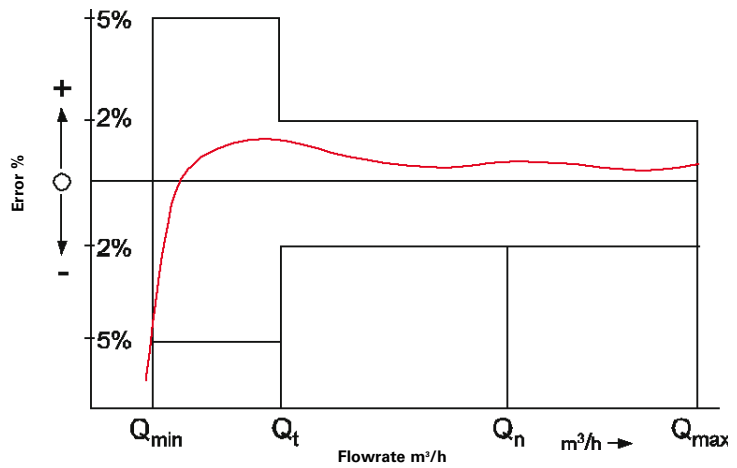


Nominal diameter DN	Smallest reading m ³	Max. reading m ³
50 ... 125	0.0005	1,000,000
150	0.005	10,000,000



Typical Headloss





Typical Error Curve



Pulse Values

Pulser Type		DN 50 ... 125	DN 150
HRI-Mei (Leaflet see LS 8400)		0.01; 0.05; 0.1 or 1 m ³	0.1; 0.5; 1 or 10 m ³
OD 01 (Leaflet see LB 8300)		0.001 m ³	0.01 m ³
OD 03 (Leaflet see LB 8300)		0.01 m ³	0.1 m ³

Installation Requirements

Pipe	horizontal vertical inclined	
Meter head	upwards sideways	

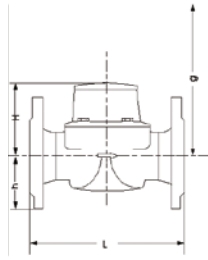
Installation

- Unrestricted straight pipe upstream 3 x DN
- No abrupt restrictions directly downstream of the meter

Materials

Body	Cast iron
Measuring element	Plastic
Rotor	Plastic
We also use the following materials	Brass Stainless steel

Dimension Picture



Available Lengths

Nominal diameter		50	65	80	100	150
Overall length L WS (DIN / ISO)	mm	270	300	300	360	500
Overall length L WP (DIN / ISO)	mm	200		225	250	300

Dimensions and Weights PN 40

Nominal diameter			50	50	65	80
Dimensions	Overall length	L mm	200	270	300	225
	Height	H mm	120	120	120	150
		h mm	73	73	85	95
	Dismantling height	g mm	200	200	200	270
Weights	Meter cpl.	kg	9,7	10,7	13,1	17,0
	Measuring insert	kg	1,7	1,7	1,7	4,0
	Body	kg	8,0	9,0	11,4	13,0

Nominal diameter			80	100	100	150	150
Dimensions	Overall length	L mm	300	250	360	300	500
	Height	H mm	150	150	150	177	177
		h mm	95	105	105	135	135
		Dismantling height	g mm	270	270	270	356
Weights	Meter cpl.	kg	18,6	20,4	22,9	44,6	52,9
	Measuring insert	kg	4,0	4,0	4,0	9,3	9,3
	Body	kg	14,6	16,4	18,9	35,3	43,6

Order Information

Description	Overall Length in mm	Order Number
MeiStream DN 50 50 °C / PN40	200	50101 B223A D1A1X
MeiStream DN 50 50 °C / PN40	270	50101 B223F D1A1X
MeiStream DN 65 50 °C / PN40	300	50101 C323G D1A1X
MeiStream DN 80 50 °C / PN40	225	50101 D423D D1A1X
MeiStream DN 80 50 °C / PN40	300	50101 D423G D1A1X
MeiStream DN 100 50 °C / PN40	250	50101 E523E D1A1X
MeiStream DN 100 50 °C / PN40	360	50101 E523J D1A1X
MeiStream DN 150 50 °C / PN40	300	50101 G723G D1A1X
MeiStream DN 150 50 °C / PN40	500	50101 G723N D1A1X



Certified according to ISO 9001
Quality Management System OQS Reg.no. 3496/0



Allied Power
We Empower Your Business

奥
华

Unit B, 11/F Long To Building,
654-656 Castle Peak Road,
Lai Chi Kok, Kowloon, Hong Kong

Tel: +852 3746 9033 Fax: +852 2120 8765

Email: contact@alliedpower.com.hk

Web: www.alliedpower.com.hk